



Flash Eurobarometer 455

Briefing note

European Youth

Fieldwork

September 2017

Publication

January 2018

Survey requested by the European Commission,
Directorate-General for Education, Youth, Sport and Culture
and co-ordinated by the Directorate-General for Communication

This document does not represent the point of view of the European Commission.
The interpretations and opinions contained in it are solely those of the authors.

Flash Eurobarometer 455 – TNS Political & Social

Flash Eurobarometer 455

Summary

European Youth

September 2017

Survey conducted by TNS political & social at the request of the European Commission,
Directorate-General for Education, Youth, Sport and Culture

Survey co-ordinated by the European Commission, Directorate-General for Communication
(DG COMM "Media monitoring and Analysis" Unit)

<http://ec.europa.eu/commfrontoffice/publicopinion>

TABLE OF CONTENTS

INTRODUCTION	2
I. SOCIAL AND CIVIC PARTICIPATION	3
II. PARTICIPATION IN ORGANISED VOLUNTARY ACTIVITIES	5
III. PARTICIPATION IN INTERNATIONAL YOUTH PROJECTS	8
IV. PRIORITIES AND ACTION OF THE EUROPEAN UNION	9

INTRODUCTION

Young people are an important part of European society – in fact the Treaty on the Functioning of the European Union emphasises the importance of encouraging young people to participate in the democratic life of Europe¹. This aspect of the Treaty is directly expressed in one of the two main objectives of the EU's Youth Strategy, namely to encourage young people to actively participate in society². The Strategy outlines initiatives in eight areas: employment and entrepreneurship, social inclusion, participation, education and training, health and well-being, voluntary activities, youth and the world, and creativity and culture.

This Flash Eurobarometer is designed to explore young EU citizens' participation in a range of social aspects of European life, including voluntary activities, political elections, as well as groups and organisations such as youth or sports clubs. It follows on from previous surveys on this topic in February 2011, April 2013 and December 2014³. It also considers the views of young people on the priorities for the EU, and actions that should be prioritised in the future, based on the outcomes of debates carried out within the New Narrative for Europe⁴.

Only respondents aged 15-30 were interviewed for this survey.

¹ Article 165, Treaty on the Functioning of the EU: <http://eur-lex.europa.eu/legal-content/EN/TXT/PDF/?uri=CELEX:12012E/TXT&from=EN>

² https://ec.europa.eu/youth/policy/youth-strategy_en

³ Eurobarometer surveys 319 (May 2011), 375 (May 2013), 408 (April 2015)

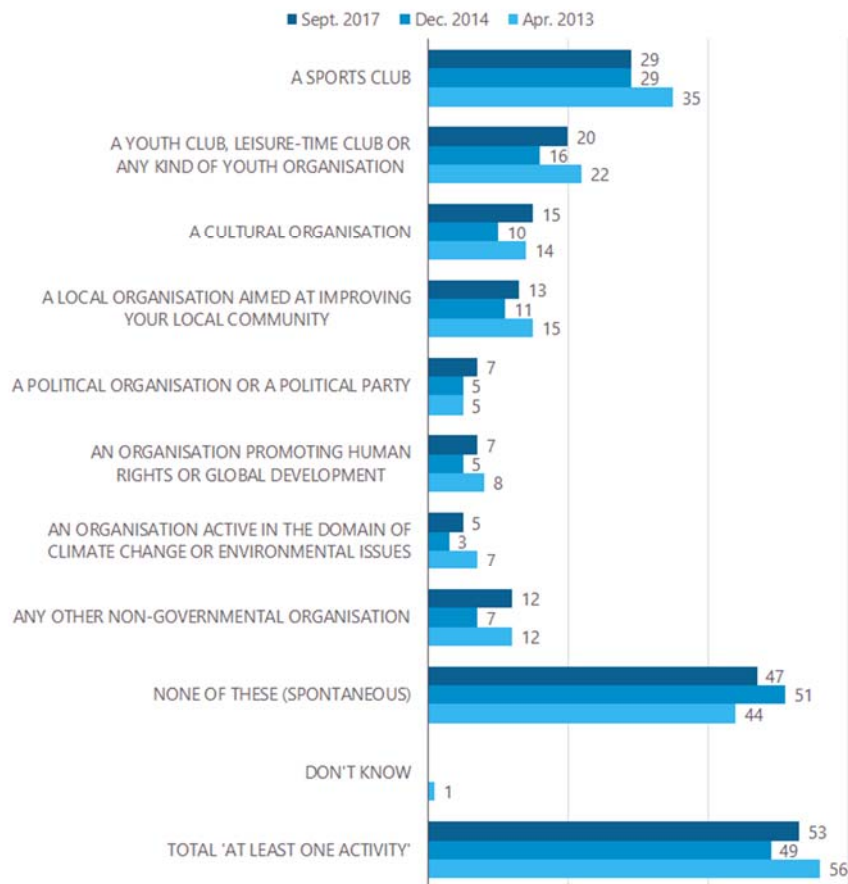
⁴ https://europa.eu/youth/have-your-say/new-narrative-for-europe_en

I. SOCIAL AND CIVIC PARTICIPATION

More than half the respondents are involved in groups or organisations

More than half of the respondents (53%) have been involved in the activities of at least one group or organisation in the last 12 months, with participation in the activities of a sports club (29%), youth club, leisure-time club or any kind of youth organisation (20%) or a cultural organisation (15%) the most common. Overall participation has increased by four percentage points since December 2014. Participation in sports clubs is the most common in the majority of countries.

DX8 In the last 12 months, have you participated in any activities of the following organisations?
(MULTIPLE ANSWERS POSSIBLE)
(% - EU)



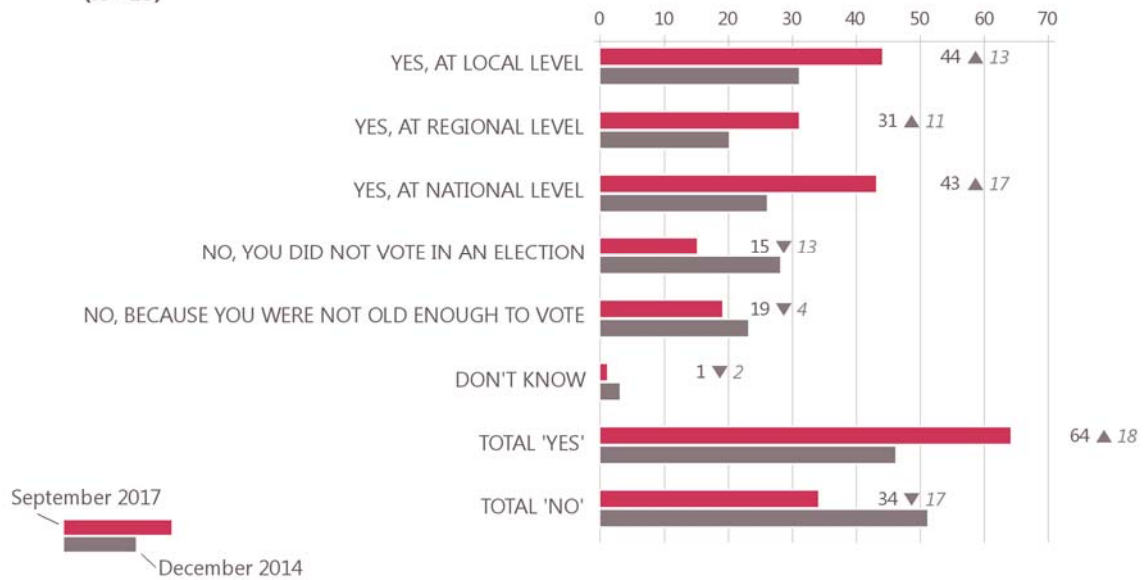
Base: All respondents (N=10,927)

Participation in political elections has increased notably since December 2014

A large majority of respondents (64%) say they voted in any political election in the last three years – whether it is at a local, regional or national level⁵. Respondents are most likely to have voted at a local (44%) or national level (43%), followed by a regional level (31%). Overall participation in elections has increased by 18 percentage points since December 2014.

⁵ The last European elections have taken place more than 3 years ago and are thus not analysed in this document.

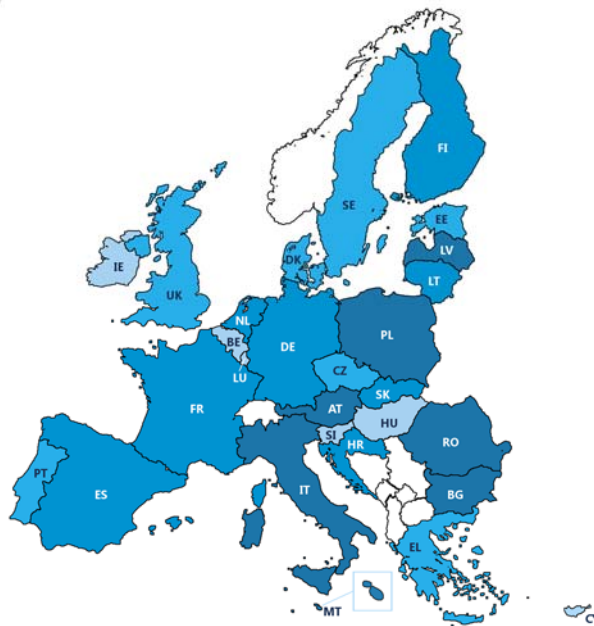
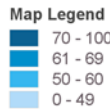
DX9R During the last 3 years, did you vote in any political election at the local, regional, national or EU level? If you were, at that time, not eligible to vote, please say so. (MULTIPLE ANSWERS POSSIBLE)
 (% - EU)



Base: Responses 'Yes, at EU level' are excluded (N=8,237)



DX9R During the last 3 years, did you vote in any political election at the local, regional, national or EU level? If you were, at that time, not eligible to vote, please say so. (MULTIPLE ANSWERS POSSIBLE)
 (% - TOTAL 'YES')



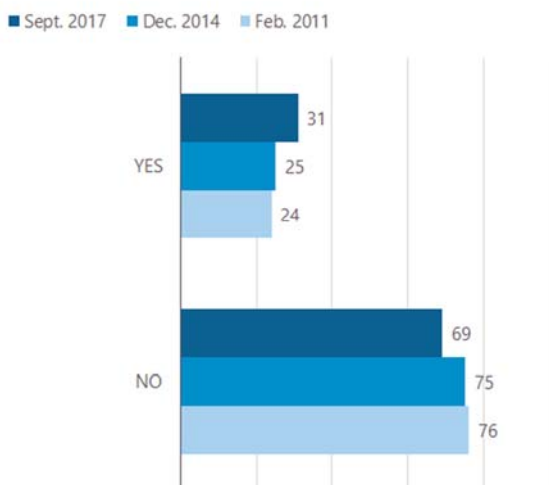
Base: Responses 'Yes, at EU level' are excluded (N=8,237)

II. PARTICIPATION IN ORGANISED VOLUNTARY ACTIVITIES

Participation in voluntary activities has increased to almost one third of respondents, and most voluntary activities are focused on local communities

More than three in ten (31%) respondents say they have been involved in organised voluntary activities in the last 12 months, an increase of six points since December 2014.

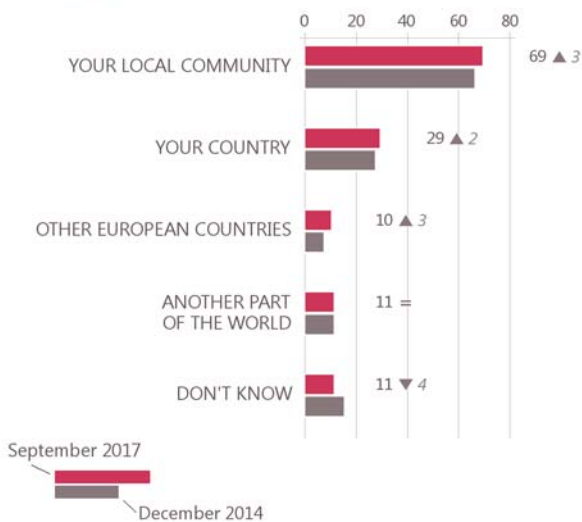
Q6 In the last 12 months, have you been involved in any organised voluntary activities?
(% - EU)



Base: All respondents (N=10,927)

For those who volunteered, their voluntary activities were most likely to be aimed at changing something in their local community (69%).

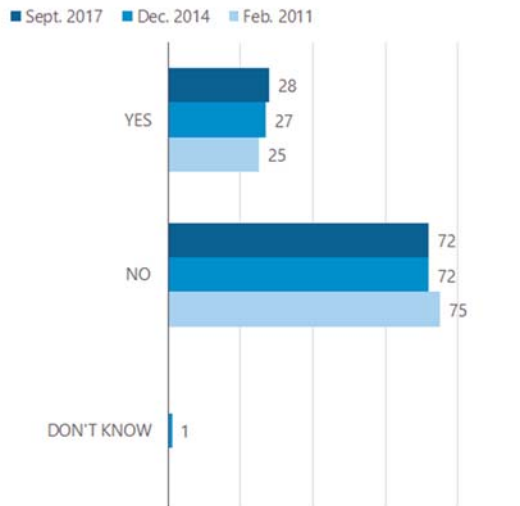
Q7 Were these voluntary activities aimed at changing something in? (MULTIPLE ANSWERS POSSIBLE)
(% - EU)



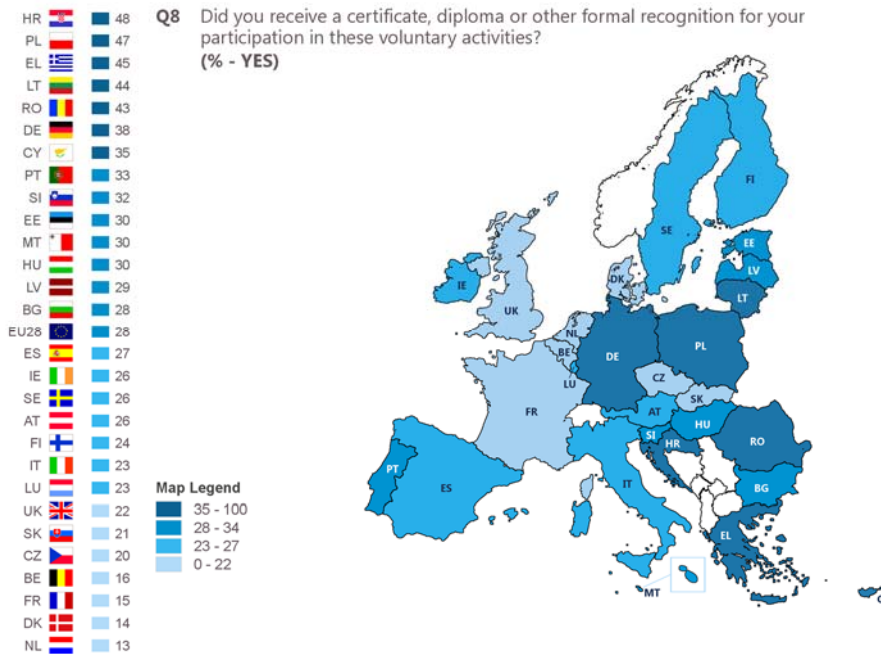
Base: Respondents who have participated in an organised voluntary activity (N=3,360)

Amongst volunteers, 28% say they have received some kind of formal recognition for their participation, such as a certificate or diploma for their participation.

Q8 Did you receive a certificate, diploma or other formal recognition for your participation in these voluntary activities?
(% - EU)



Base: Respondents who have participated in an organised voluntary activity (N=3,360)

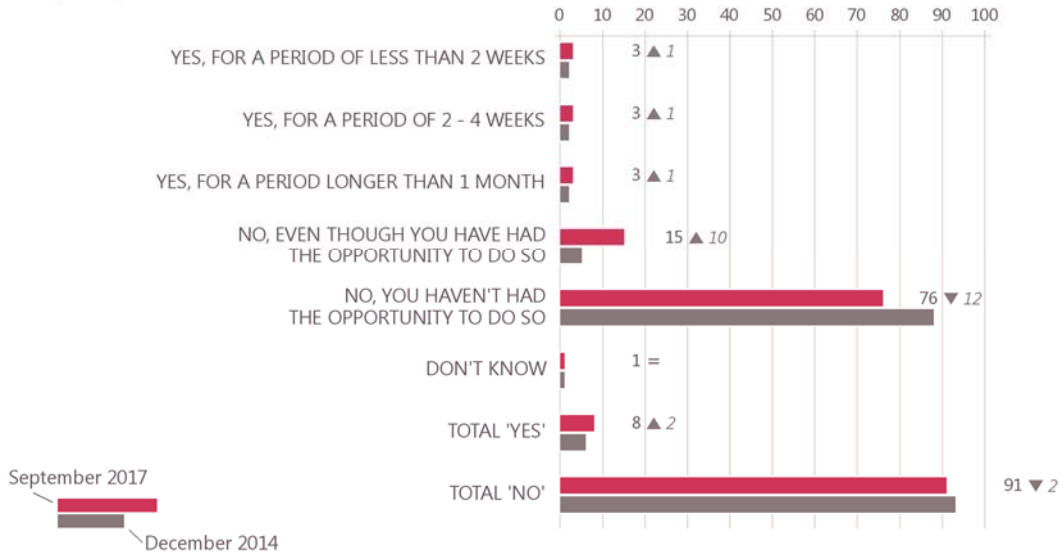


Base: Respondents who have participated in an organised voluntary activity (N=3,360)

Fewer than one in ten young respondents have volunteered abroad

8% of the young respondents have volunteered abroad. The proportion who have volunteered abroad has increased slightly since December 2014 (+2 pp). During the same period, there has been a ten percentage point increase in the proportion who have not volunteered abroad even though they had the opportunity to do so, and a 12 percentage point decrease in the proportion who have not had the opportunity to volunteer abroad.

Q9 Have you ever stayed abroad for the purpose of volunteering? (MULTIPLE ANSWERS POSSIBLE)
(% - EU)



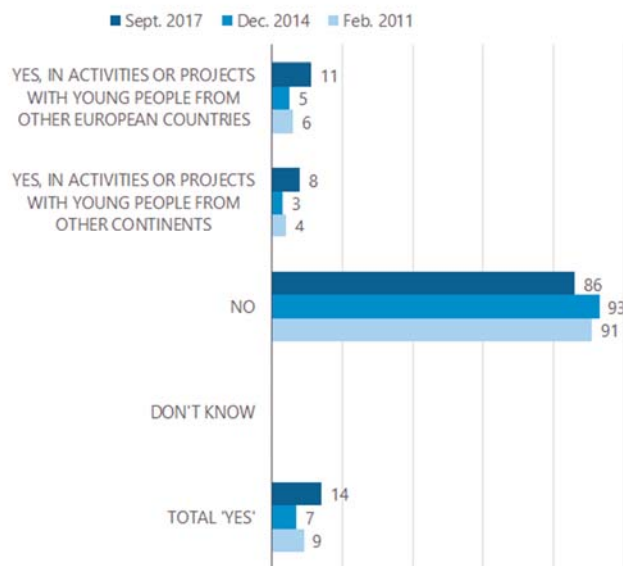
Base: All respondents (N=10,927)

III. PARTICIPATION IN INTERNATIONAL YOUTH PROJECTS

More than one in ten respondents have participated in activities or projects aimed at fostering cooperation with young people from other countries

In the last 12 months, 14% of respondents say they have participated in activities or projects aimed at fostering cooperation with youth from other countries.

DX10 In the last 12 months, have you participated in any activities or projects aimed at fostering cooperation with youth from other countries?
(MULTIPLE ANSWERS POSSIBLE)
(% - EU)



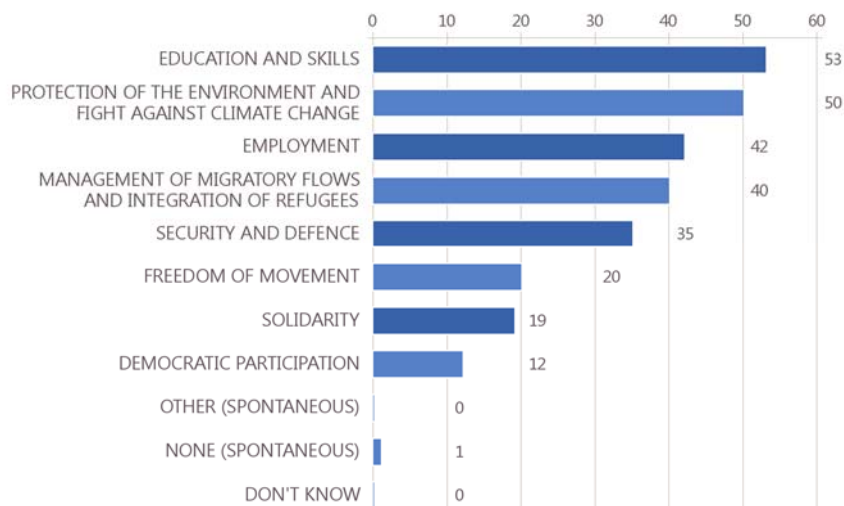
Base: All respondents (N=10,927)

IV. PRIORITIES AND ACTION OF THE EUROPEAN UNION

Education and skills, and environmental protection and fighting climate change are considered priority topics by at least half the respondents

Respondents are most likely to say education and skills (53%), protection of the environment and the fight against climate change (50%), employment (42%) or the management of migratory flows and integration of refugees (40%) should be a priority for the EU. 'Education and skills' is the most mentioned area by respondents in 15 Member States.

Q1 In your opinion, which of the following topics should be a priority for the EU? (MAX. 3 ANSWERS)
(% - EU)



Base: All respondents (N=10,927)

Young respondents are most likely to think the EU should encourage young people to express solidarity in education and training

The three areas where respondents are most likely to think the EU should take action to encourage young people to express solidarity are: education and training (68%), employment (49%) and welfare and social assistance (37%).

From a second list of options, half (50%) think the EU should take action in the area of health and well-being, while 49% mention protection of the environment and nature. Almost four in ten mention creativity and culture (38%).

Q2 The European Solidarity Corps is a new initiative from the European Commission which creates opportunities for young people to volunteer or work in projects in their own country or abroad that benefit communities and people around Europe. In which of the following areas do you think that the EU should take action to encourage young people to express solidarity? (MAX. 3 ANSWERS)

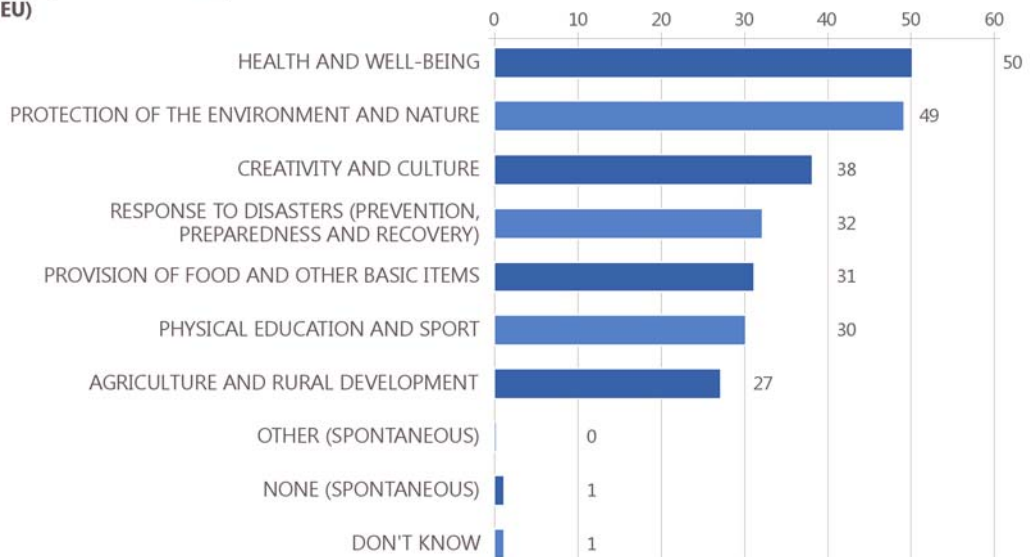
(% - EU)



Base: All respondents (N=10,927)

Q3 And in which of these other areas do you think that the EU should take action to encourage young people to express solidarity? (MAX. 3 ANSWERS)

(% - EU)

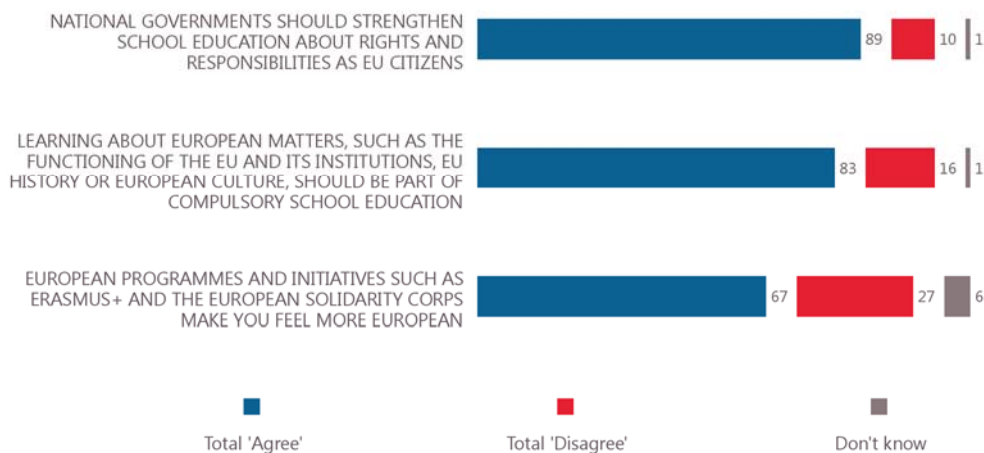


Base: All respondents (N=10,927)

Almost nine in ten think there should be stronger school education about rights and responsibilities as an EU citizen

A large majority (89%) agree national governments should strengthen school education about rights and responsibilities as EU citizens. More than eight in ten also agree that learning about European matters, such as the functioning of the EU and its institutions, EU history or European culture, should be part of compulsory school education (83%). Just over two thirds agree European programmes and initiatives such as Erasmus+ and the European Solidarity Corps make them feel more European (67%).

Q4 To what extent do you agree or disagree with each of the following statements?
(% - EU)



Base: All respondents (N=10,927)

The three ideas for the future of Europe that young people most agree with are the promotion of critical thinking and the ability to search for information in order to combat fake news and extremism, easy access to information for young people who want to move and work abroad in order to encourage youth employment (both 49%) and promoting behaviour change through environmentally-friendly projects, such as sustainable transport or recycling systems across Europe (40%).

Q5 Young Europeans have been asked to give ideas for the future of Europe. From the following ideas, which three do you agree the most with? (MAX. 3 ANSWERS)
(% - EU)



Base: All respondents (N=10,927)